

We Help The World Play Safe...



CUPID FEMALE CONDOM

“ How to Use Instructions ”



CUPID[®]

www.cupidlimited.com

KNOW ABOUT “CUPID FEMALE CONDOMS”

- Cupid Female Condoms are 100% Electronically Tested.
- When used correctly every time you have sex, female condoms reduce the risk of unintended Pregnancy, HIV and some other sexually transmitted infections. Use a new condom every time you have sex and follow the instructions carefully.
- Trim the nail of the finger used for insertion of female condom to avoid tear of condom while insertion.
- Female Condoms made from Natural Rubber Latex.
- If the individual container is obviously damaged, discard that female condom and use a new one from an undamaged package.
- Do not use Male and Female Condoms together.
- Do not use the condom after expiry date indicated on the package.
- This product comply with all requirements of International Standard ISO 25841.

Nominal width: 75 ± 2 mm.

KNOW ABOUT “CUPID FEMALE CONDOMS”

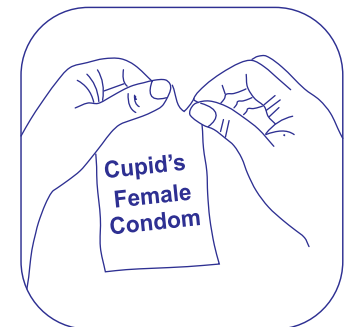
- Cupid Female Condoms are 100% Electronically Tested.
- When used correctly every time you have sex, female condoms reduce the risk of unintended Pregnancy, HIV and some other sexually transmitted infections. Use a new condom every time you have sex and follow the instructions carefully.
- Trim the nail of the finger used for insertion of female condom to avoid tear of condom while insertion.
- Female Condoms made from Natural Rubber Latex.
- If the individual container is obviously damaged, discard that female condom and use a new one from an undamaged package.
- Do not use Male and Female Condoms together.
- Do not use the condom after expiry date indicated on the package.
- This product comply with all requirements of International Standard ISO 25841.

Nominal width: 75 ± 2 mm.

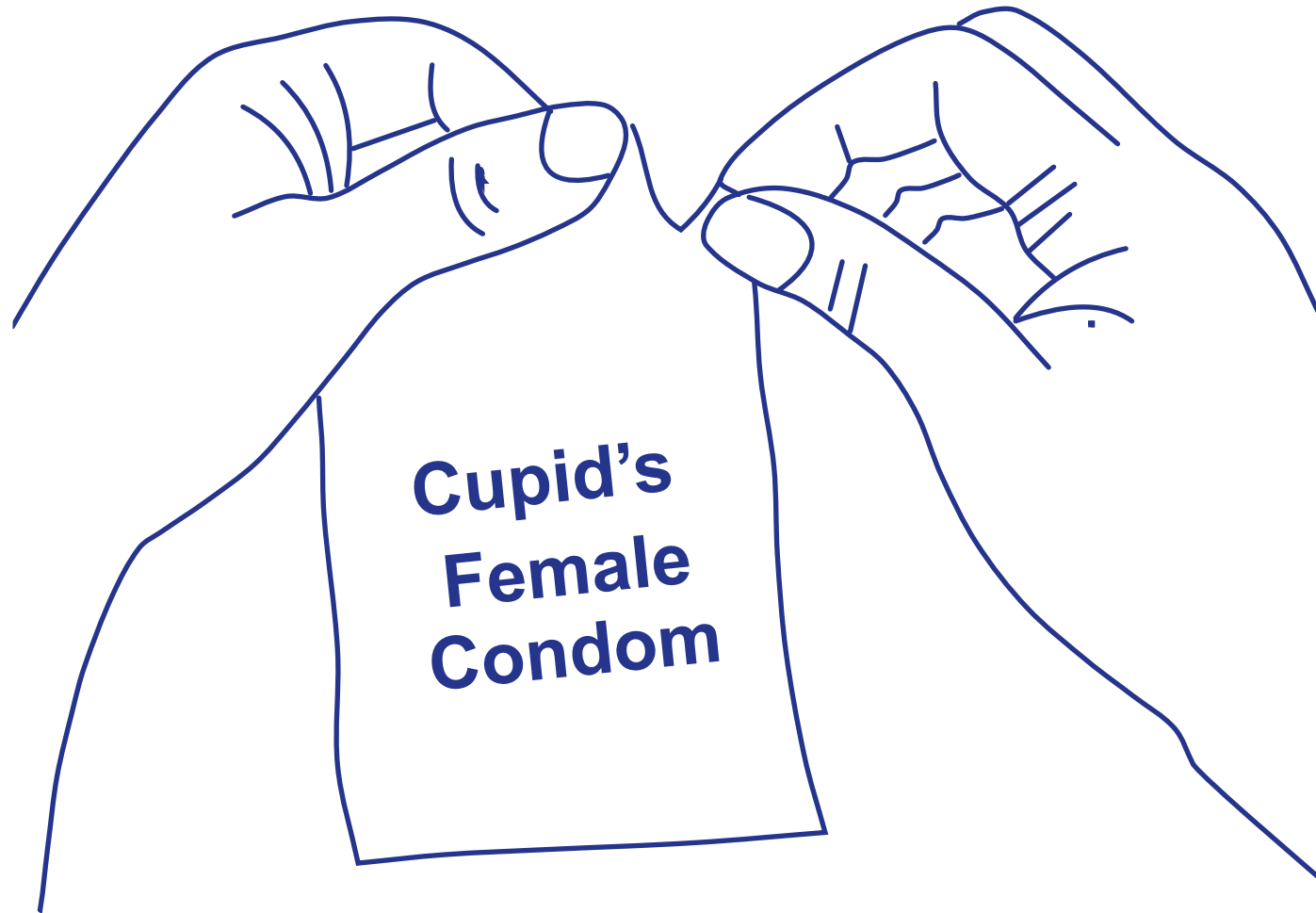
STEP- 1

Open the female condom package carefully; tear at the notch on the top right of the package.

Do not use scissor or a knife to open.



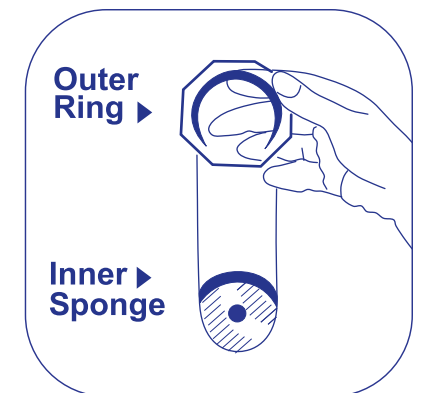
STEP- 1



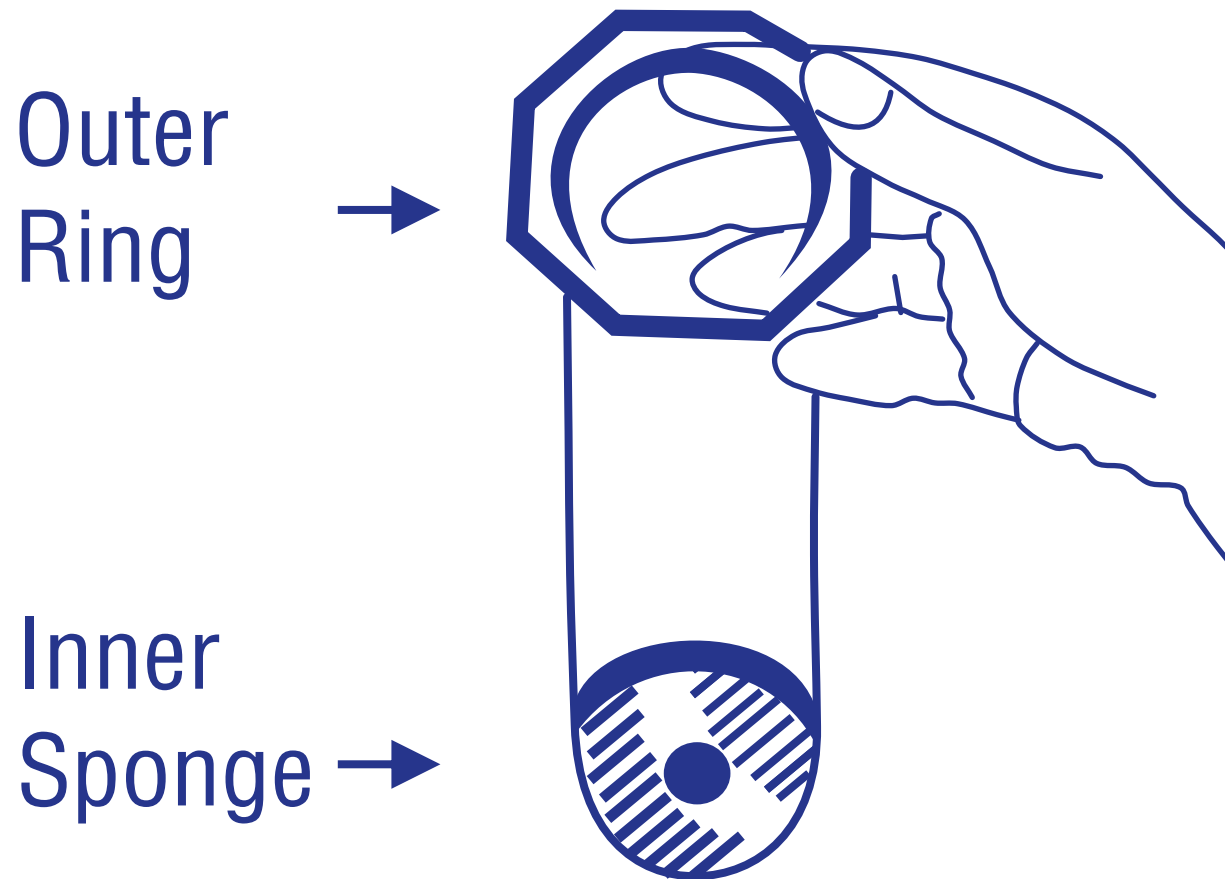
Open the female condom package carefully; tear at the notch on the top right of the package. Do not use scissor or a knife to open.

STEP- 2

The outer ring of the female condom covers the area around the opening of the vagina. The inner sponge is used for insertion and to help hold the sheath in place during intercourse.



STEP- 2



The outer ring of the female condom covers the area around the opening of the vagina. The inner sponge is used for insertion and to help hold the sheath in place during intercourse.

STEP- 3

While holding the sheath at the closed end, grasp the sponge and squeeze it with the thumb and second finger so it becomes long and narrow.



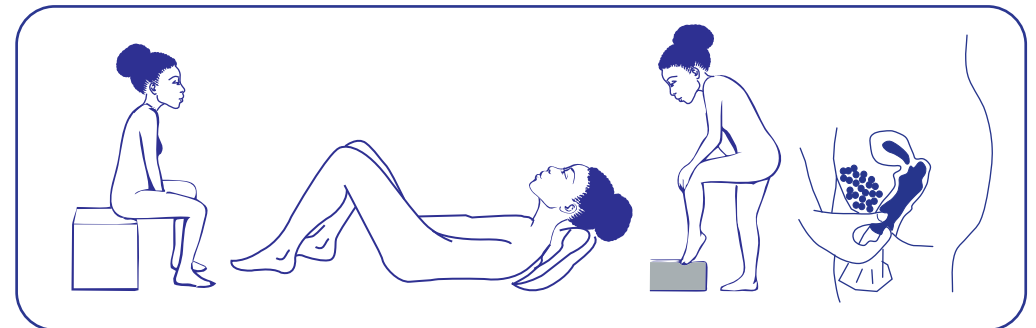
STEP- 3



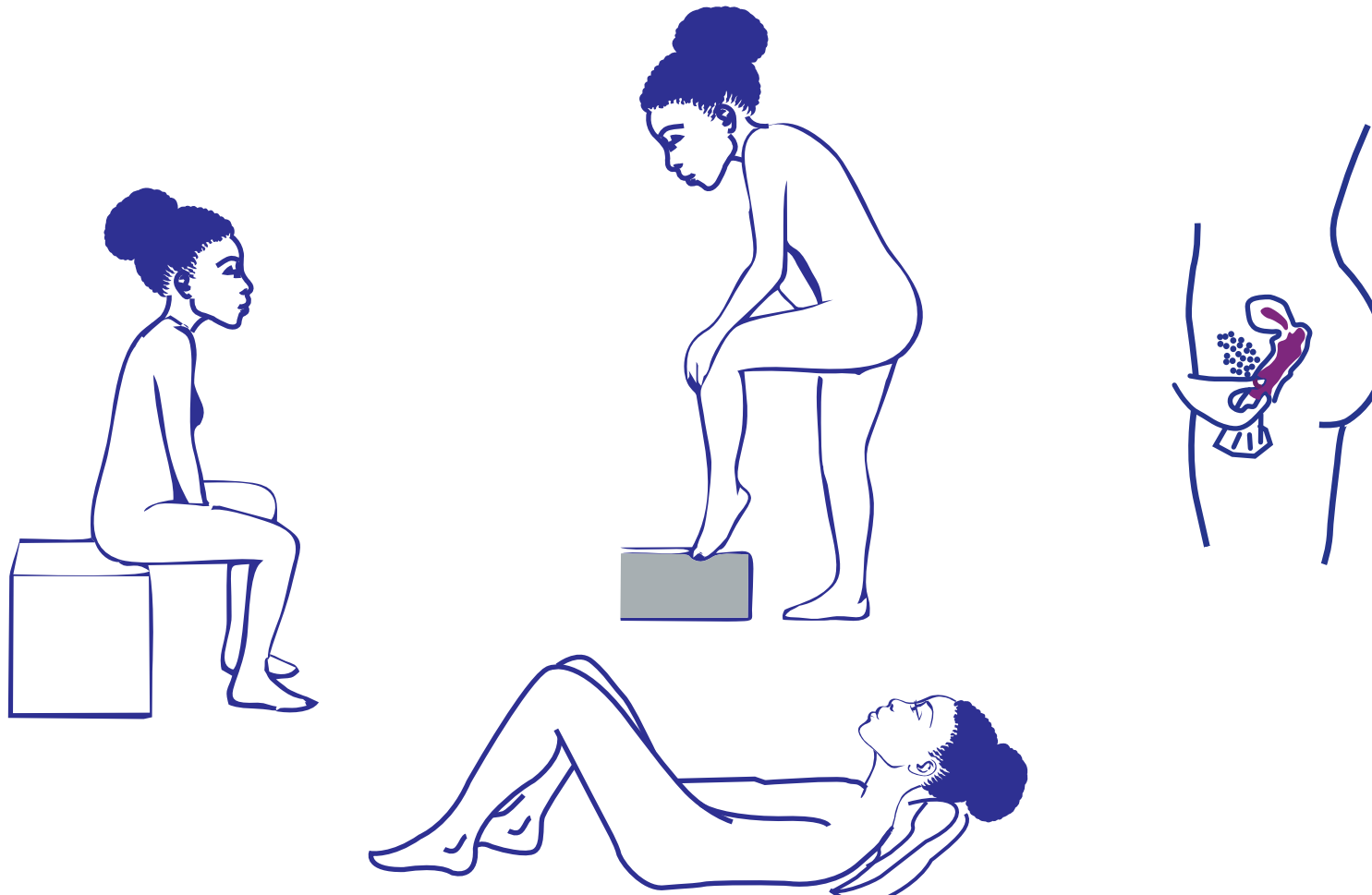
While holding the sheath at the closed end, grasp the sponge and squeeze it with the thumb and second finger so it becomes long and narrow.

STEP- 4

Choose a position that is comfortable for insertion; squat, raise one leg, sit or lie down. Gently insert the inner sponge into vagina. Female Condom should be inserted into the vagina before any contact occurs between the vagina and the partner's body to assist in the prevention of STIs and pregnancy.



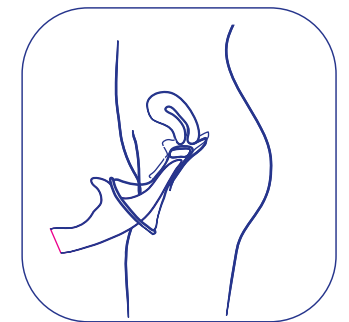
STEP- 4



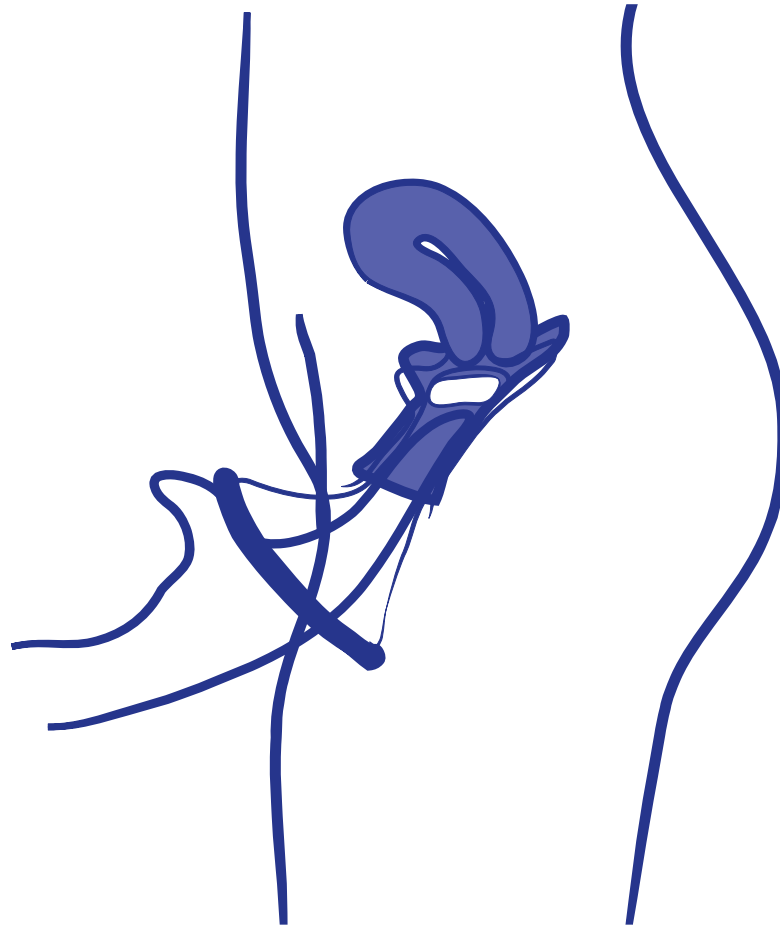
Choose a position that is comfortable for insertion; squat, raise one leg, sit or lie down. Gently insert the inner sponge into vagina. Female Condom should be inserted into the vagina before any contact occurs between the vagina and the partner's body to assist in the prevention of STIs and pregnancy.

STEP- 5

Place the index finger on the inside of the condom and push the inner sponge up as far as it will go. Be sure the sheath is not twisted. The outer ring should remain on the outside of the vagina.



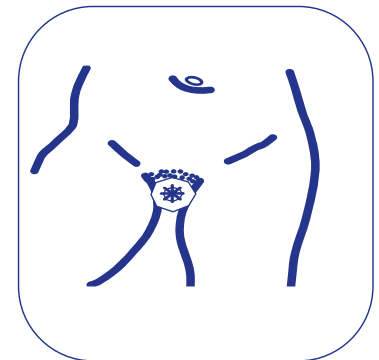
STEP- 5



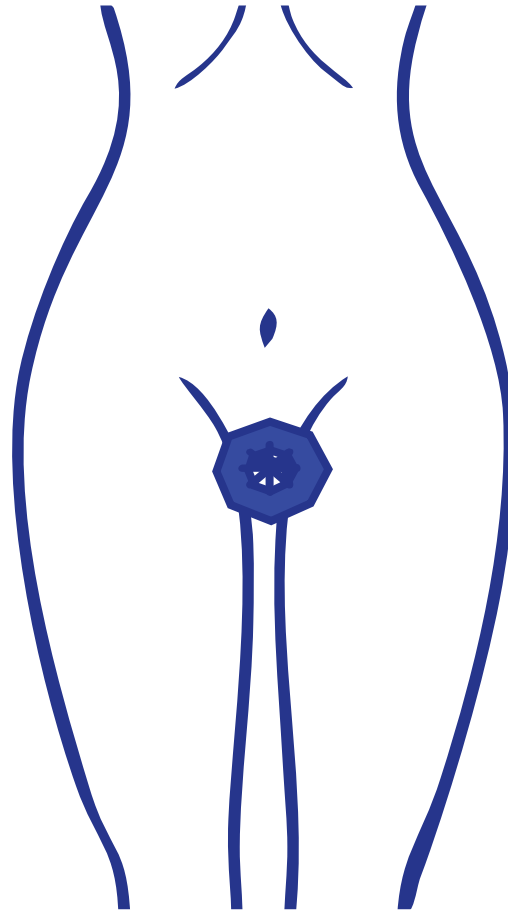
Place the index finger on the inside of the condom and push the inner sponge up as far as it will go. Be sure the sheath is not twisted. The outer ring should remain on the outside of the vagina.

STEP- 6

The female condom is now in place and ready for use with your partner.



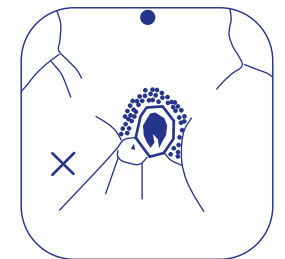
STEP- 6



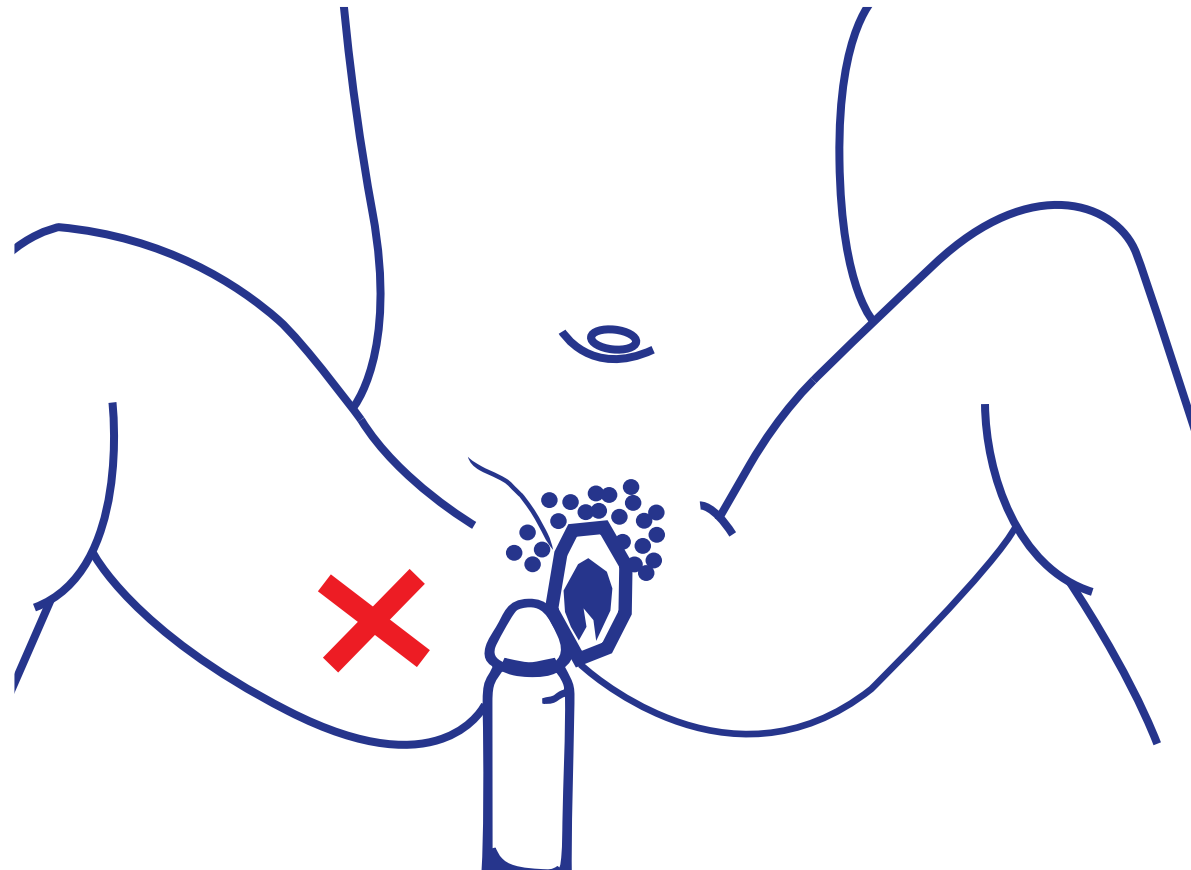
The female condom is now in place and ready for use with your partner.

STEP- 7

Be sure that your partner's penis is not entering from the sides, between the sheath and vagina wall. If any of the partners feels the female condom is slipping into or out of the vagina, immediately stop and check.



STEP- 7



Be sure that your partner's penis is not entering from the sides, between the sheath and vagina wall. If any of the partners feels the female condom is slipping into or out of the vagina, immediately stop and check.

STEP- 8

Gently Guide your Partner's penis into the sheath's opening with your hand to make sure that it enters properly.



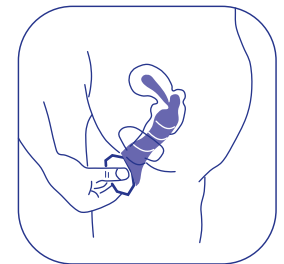
STEP- 8



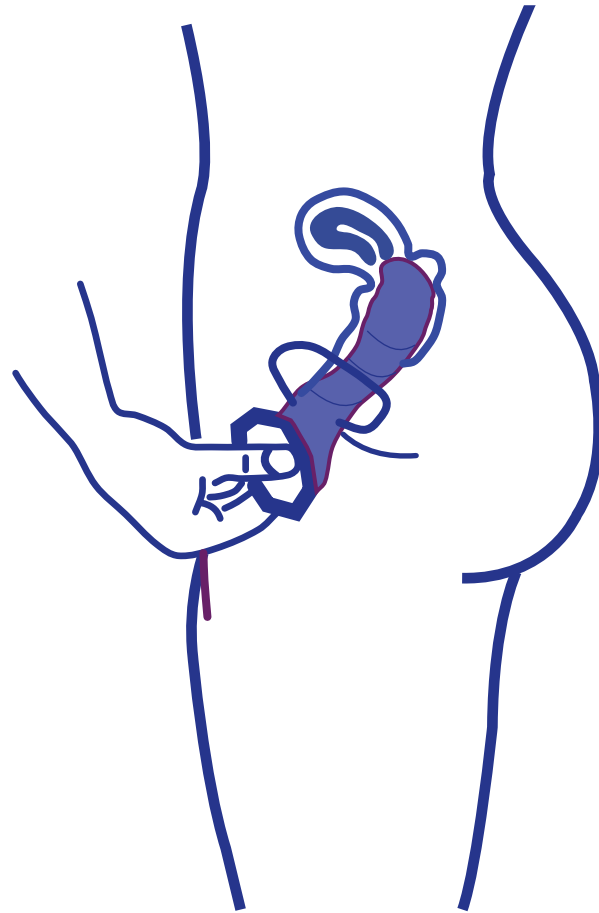
Gently Guide your Partner's penis into the sheath's opening with your hand to make sure that it enters properly.

STEP- 9

Withdraw the penis soon after ejaculation leaving the female condom in place in the vagina. To remove the female condom, after the use, twist the outer ring and gently pull the condom out.



STEP- 9




Withdraw the penis soon after ejaculation leaving the female condom in place in the vagina. To remove the female condom, after the use, twist the outer ring and gently pull the condom out.

STEP- 10

Wrap the condom in the package or in tissue and throw it in the garbage. Do not put it into toilet.



STEP- 10



Wrap the condom in the package or in tissue and throw it in the garbage. Do not put it into toilet.

CAUTIONS

- FOR SINGLE USE ONLY.
- CUPID Female Condom is designed to be retained in the vagina during sexual intercourse to prevent pregnancy and transmission of sexually transmitted infections.
- No barrier methods, including male condoms or female condoms, provide 100% protection against pregnancy & STIs.
- Make sure, there is adequate lubrication. If you add lubricant, use water-based lubricants.
- Female condom is made with natural rubber latex. Do not use oil-based lubricants, such as petroleum jelly, baby oil, body lotions, massage oils, butter, margarine, etc. these are deleterious to the integrity of the female condom.
- If you are using any medical treatment in the genital area (Creams, lotions, ointments etc.) Consult your doctor to ensure that, the treatment won't affect the condom adversely.
- CAUTION: This product Contains Natural Rubber Latex which may cause allergic reaction to some individuals.
- Seek medical assistance as soon as possible, at least within 72 hrs, should a female condom leak or burst during use.
- Any use of Cupid Female Condoms for other than vaginal intercourse may increase the potential of damage to the condom.
- Do not reuse Female Condoms. Reuse can compromise the integrity of the device.

CAUTIONS

- FOR SINGLE USE ONLY.
- CUPID Female Condom is designed to be retained in the vagina during sexual intercourse to prevent pregnancy and transmission of sexually transmitted infections.
- No barrier methods, including male condoms or female condoms, provide 100% protection against pregnancy & STIs.
- Make sure, there is adequate lubrication. If you add lubricant, use water-based lubricants.
- Female condom is made with natural rubber latex. Do not use oil-based lubricants, such as petroleum jelly, baby oil, body lotions, massage oils, butter, margarine, etc. these are deleterious to the integrity of the female condom.
- If you are using any medical treatment in the genital area (Creams, lotions, ointments etc.) Consult your doctor to ensure that, the treatment won't affect the condom adversely.
- CAUTION: This product Contains Natural Rubber Latex which may cause allergic reaction to some individuals.
- Seek medical assistance as soon as possible, at least within 72 hrs, should a female condom leak or burst during use.
- Any use of Cupid Female Condoms for other than vaginal intercourse may increase the potential of damage to the condom.
- Do not reuse Female Condoms. Reuse can compromise the integrity of the device.



CUPID[®]
CONDOMS

Factory & Registered Office:
CUPID LIMITED

A-68, M.I.D.C. (Malegaon), Sinnar, Nashik 422113, Maharashtra, INDIA
Tel: +91-2551-230280 | E-mail: info@cupidlimited.com

www.cupidlimited.com